

TO LOVE YOU MORE

Words and Music by
JUNIOR MILES and DAVID FOSTER

Slowly $\text{♩} = 60$




A  E/G#  F#m 




mp

(with pedal)



Verse 1:


D  E  A 



1. Take me back in - to the

3

E/G#  F#m 



arms I love. Need me like you did be - fore...

To Love You More - 7 - 1
0437B

© 1995 Boozetunes and One Four Three Music
All Rights for Boozetunes Controlled and Administered by
Universal - MCA Music Publishing, A Division of Universal Studios, Inc.
All Rights Reserved



Touch me once a - gain and re -



mem - ber when there was no one that you want - ed

Verses 2 & 3:



more. 2. Don't go, you know you will
3. See me as if you

cresc. *mf*




break my heart. She won't love you like I
nev - er knew. Hold me so you can't let



will. I'm the one who'll stay when she
go. Just be - lieve in me, I will



walks a - way, and you know I'll be stand - ing here still.
make you see all the things that your heart needs to know.



I'll be wait - ing for you,



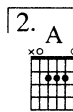
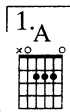
here in - side my heart. I'm the one who wants to love you more.



You will see I can give you



ev-'ry - thing you need. Let me be the one to love you more.



And

Bridge 1:



some way, all the love that we had can be saved.

F Dm Esus E

What - ev - er it takes, we'll find a way.

A B/A E/G# Em/G

D/F# C/E G/D Am/C F/A E/G#

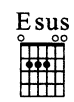
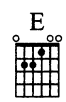
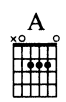
Be -

Bridge 2:

A Am G Gm

lieve in me, I will make you see all the things.

mp

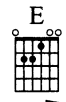
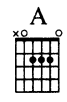


N.C.

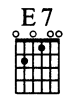
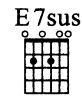
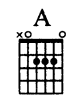
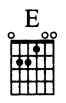
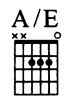
that your heart needs to know. I'll be

cresc. *mf*

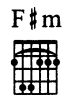
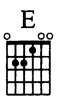
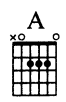
Chorus:



wait - ing for you, here in - side my heart. I'm the one



who wants to love you more. Can't you



see I can give you ev - 'ry - thing you need? Let me be

D A/E E A

the one to love you more.

A E F#m C#m

Oh.

D A/E E 1.2.3. A E7sus E7

4. A A/D D6 A